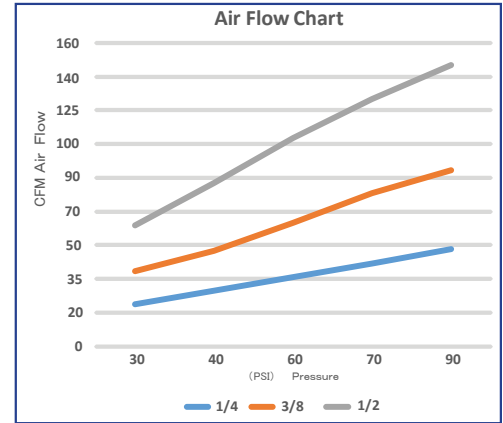


Safety-Slide™ Full Flow Air Coupling

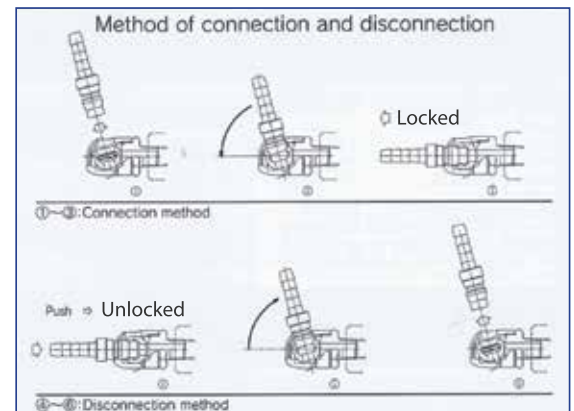
- Full flow design - NO valve to restrict the air flow
- Safety lock connection. No accidental disconnection
- Purge function to discharge downstream air - No hose whip
- Tough and durable to withstand the rigors of typical industrial use.
- Chrome plated, compact and light weight design
- Fewer operation parts results in longer life

The ATP Safety-Slide™ coupling addresses many productivity, safety and longevity concerns in the work place. Its compact, light-weight design provides operator ease of use and reduces fatigue. The full, unrestricted flow reduces air consumption cost. The built in locking device protects from accidental disconnection and purging of downstream air provides a zero pressure disconnection for operator safety.



Body Material	Steel
Max. Pressure	210 PSI
Burst Pressure	280 PSI
Sealing Material	NBR
Temp. Range in Use	23°F - 140°F
Interchange	Industrial

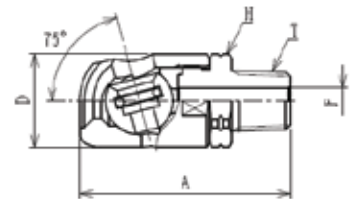
* - Non Stock Item, call for availability



Male Thread



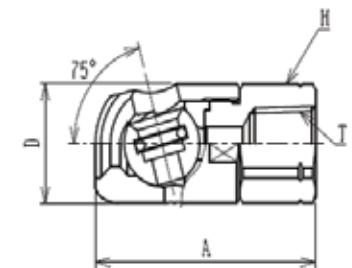
Model	Connection	D	A	F	H	List Price
14DF-N2M	NPT1/4	.83"	1.85"	.24"	.75"	\$30.69
14DF-N3M	NPT3/8	.83"	1.93"	.39"	.75"	\$30.69
14DF-N4M*	NPT1/2	.83"	2.00"	.55"	.87"	\$30.69
38DF-N2M	NPT1/4	.94"	1.93"	.24"	.87"	\$32.31
38DF-N3M	NPT3/8	.94"	2.05"	.39"	.87"	\$32.31
38DF-N4M*	NPT1/2	.94"	2.05"	.55"	.87"	\$33.27
12DF-N3M*	NPT3/8	1.10"	2.24"	.39"	.94"	\$40.38
12DF-N4M	NPT1/2	1.10"	2.24"	.55"	.94"	\$40.38



Female Thread



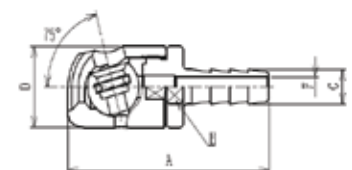
Model	Connection	D	A	H	List Price
14DF-N2F	NPT1/4	.83"	1.73"	.75"	\$30.69
14DF-N3F	NPT3/8	.83"	1.77"	.83"	\$30.69
14DF-N4F*	NPT1/2	.83"	1.85"	1.02"	\$33.85
38DF-N2F	NPT1/4	.94"	1.57"	.87"	\$32.31
38DF-N3F	NPT3/8	.94"	1.81"	.87"	\$32.31
38DF-N4F	NPT1/2	.94"	1.89"	.02"	\$38.00
12DF-N3F	NPT3/8	1.10"	1.77"	.94"	\$40.38
12DF-N4F	NPT1/2	1.10"	2.09"	1.02"	\$40.38
12DF-N6F	NPT3/4	1.10"	2.16"	1.25"	\$54.88



Hose Barb



Model	Hose Size	D	A	C	F	H	List Price
14DF-2B	1/4"	.83"	2.32	.35"	.20"	.75"	\$32.96
14DF-3B*	3/8"	.83"	2.40	.44"	.30"	.75"	\$32.96
14DF-4B*	1/2"	.83"	2.52	.59"	.35"	.75"	\$33.85
38DF-2B*	1/4"	.94"	2.40	.35"	.20"	.87"	\$37.04
38DF-3B	3/8"	.94"	2.48	.44"	.30"	.87"	\$37.04
38DF-4B	1/2"	.94"	2.59	.59"	.35"	.87"	\$38.00
12DF-3B*	3/8"	1.10"	2.67	.44"	.30"	.98"	\$42.50
12DF-4B	1/2"	1.10"	2.79	.59"	.35"	.98"	\$42.50

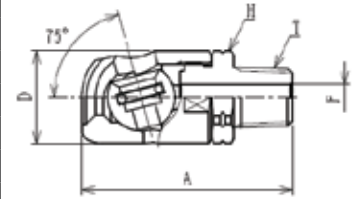


* - Non Stock Item, call for availability

Male Thread



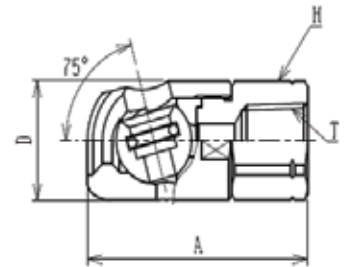
Model	Connection	D	A	F	H
14DF-N2M	NPT1/4	.83"	1.85"	.24"	.75"
14DF-N3M	NPT3/8	.83"	1.93"	.39"	.75"
14DF-N4M*	NPT1/2	.83"	2.00"	.55"	.87"
38DF-N2M	NPT1/4	.94"	1.93"	.24"	.87"
38DF-N3M	NPT3/8	.94"	2.05"	.39"	.87"
38DF-N4M*	NPT1/2	.94"	2.05"	.55"	.87"
12DF-N3M*	NPT3/8	1.10"	2.24"	.39"	.94"
12DF-N4M	NPT1/2	1.10"	2.24"	.55"	.94"



Female Thread



Model	Connection	D	A	H
14DF-N2F	NPT1/4	.83"	1.73"	.75"
14DF-N3F	NPT3/8	.83"	1.77"	.83"
14DF-N4F*	NPT1/2	.83"	1.85"	1.02"
38DF-N2F	NPT1/4	.94"	1.57"	.87"
38DF-N3F	NPT3/8	.94"	1.81"	.87"
38DF-N4F	NPT1/2	.94"	1.89"	.02"
12DF-N3F	NPT3/8	1.10"	1.77"	.94"
12DF-N4F	NPT1/2	1.10"	2.09"	1.02"



Hose Barb



Model	Hose Size	D	A	C	F	H
14DF-2B	1/4"	.83"	2.32	.35"	.20"	.75"
14DF-3B*	3/8"	.83"	2.40	.44"	.30"	.75"
14DF-4B*	1/2"	.83"	2.52	.59"	.35"	.75"
38DF-2B*	1/4"	.94"	2.40	.35"	.20"	.87"
38DF-3B	3/8"	.94"	2.48	.44"	.30"	.87"
38DF-4B	1/2"	.94"	2.59	.59"	.35"	.87"
12DF-3B*	3/8"	1.10"	2.67	.44"	.30"	.98"
12DF-4B	1/2"	1.10"	2.79	.59"	.35"	.98"

